
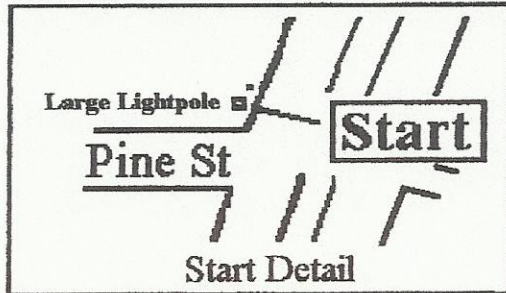
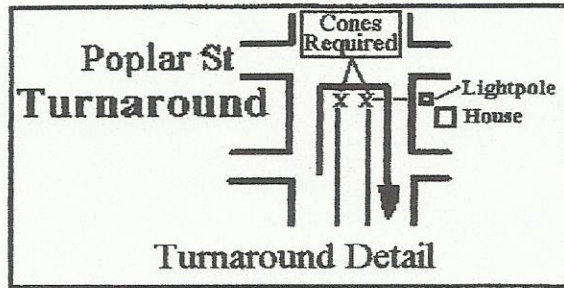


Blitzen The Dotte 5K

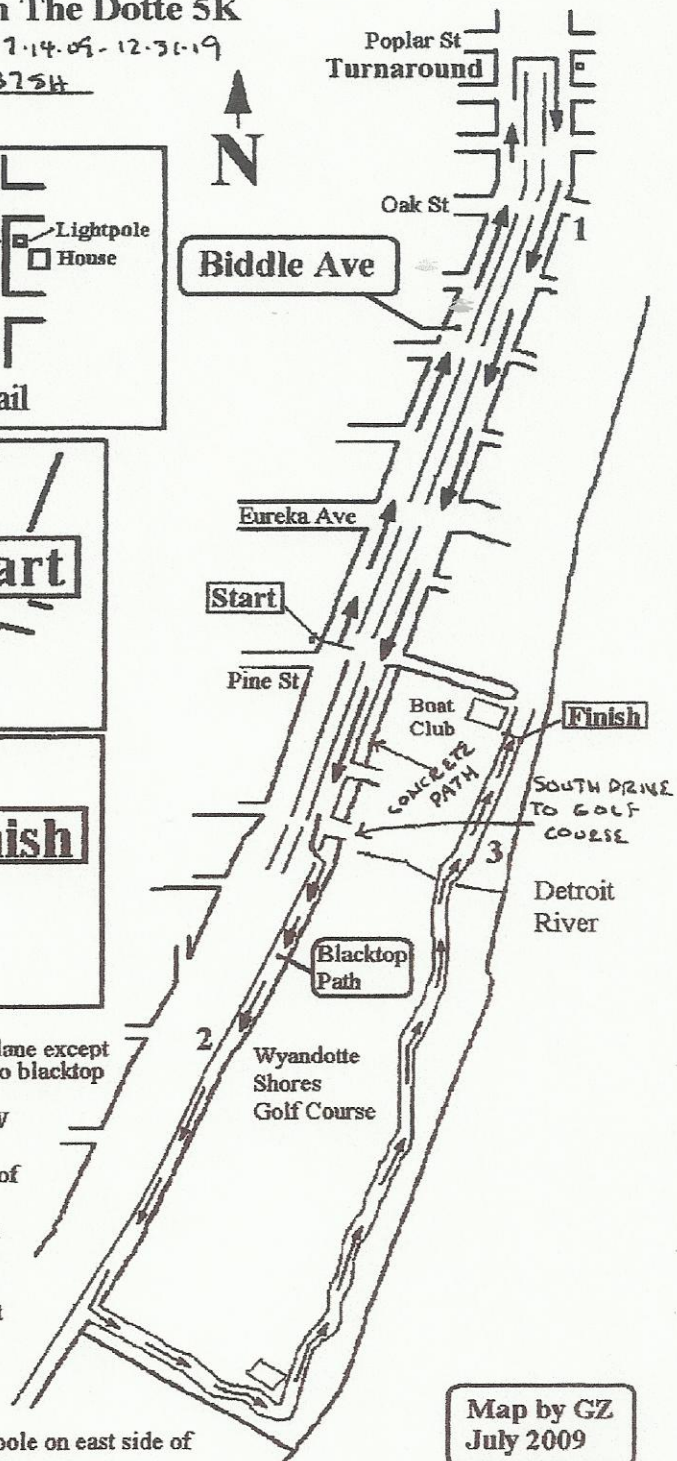
Effective Date: 1-14-09 - 12-31-09

MI090375H



Notes

1. Runners must keep left of center turn lane except to crossover at turnaround and move to blacktop path when along the Golf Course.
2. Start Line is at Large Lightpole at NW corner of Biddle and Pine St.
3. Turnaround is at Lightpole just north of 2533 Biddle on east side of Biddle.
4. Finish Line is at the American Legion flagpole adjacent to path across from south side of Wyandotte Boat Club.
5. Mile Mark 1 is at SE corner of Oak at Biddle Ave.
6. Mile Mark 2 is on path along Golf Course across from entry door at 4120 Biddle.
7. Mile Mark 3 is across from 2nd lightpole on east side of path north of Golf Course "gate".

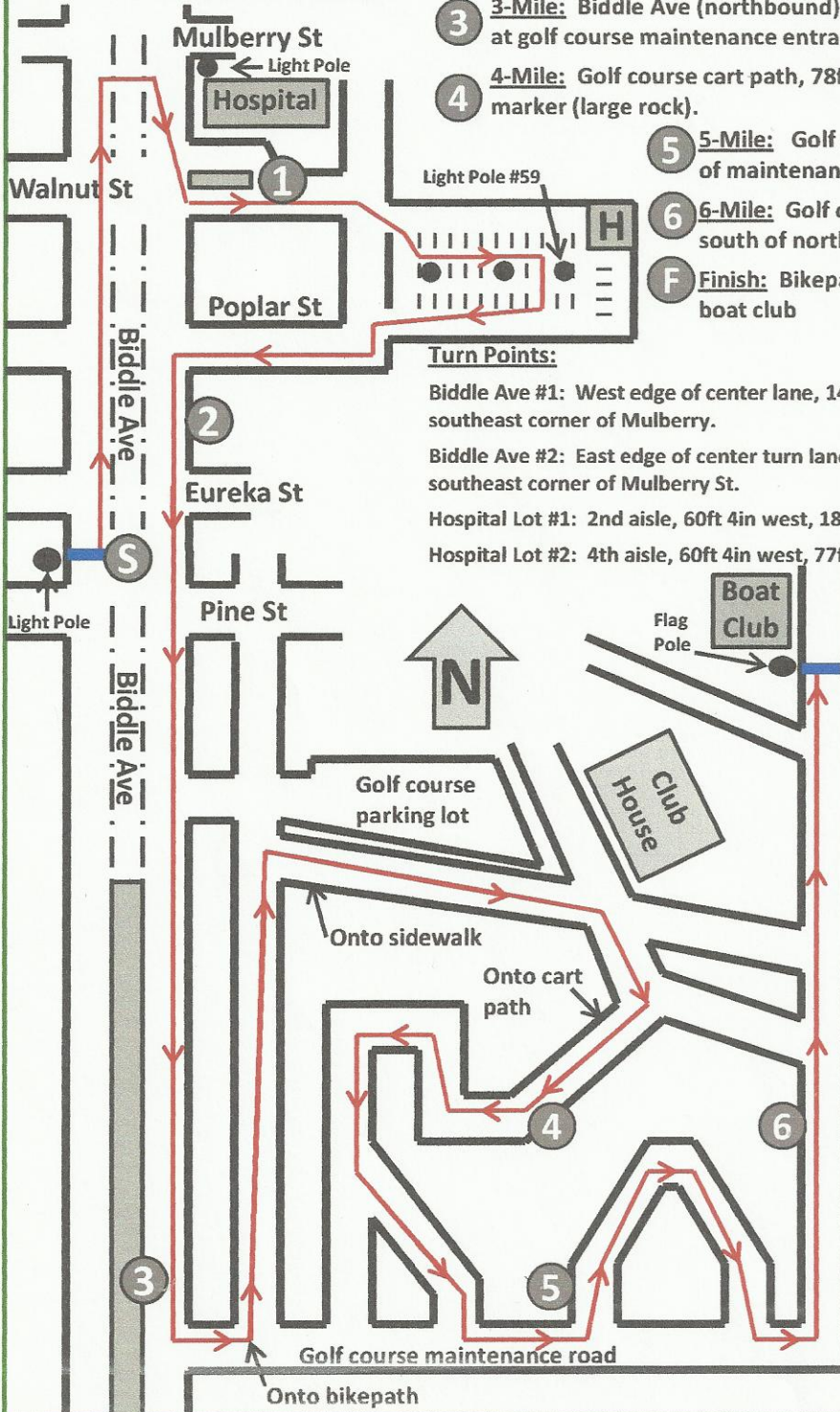


Map by GZ
July 2009

Blitzen The Dotte 10K Wyandotte, Michigan

USATF Certification MI13068SH

Effective 9-17-13 to 12-31-23



- S** **Start:** Biddle Ave, west side, at first lightpole north of Pine St
- 1** **1-Mile:** Hospital entrance at Walnut St, 3ft 3in west of 3rd lightpole east of Biddle Ave.
- 2** **2-Mile:** Biddle Ave (northbound), 13ft north sewer grate at northeast corner of Maple St.
- 3** **3-Mile:** Biddle Ave (northbound), 85ft 9in north of fire hydrant at golf course maintenance entrance.
- 4** **4-Mile:** Golf course cart path, 78ft south of south of Tee #2 marker (large rock).
- 5** **5-Mile:** Golf course cart path, 410ft north of maintenance Rd, adjacent to Hole 5 tees.
- 6** **6-Mile:** Golf course cart path, 591ft 8in south of north gate.
- F** **Finish:** Bikepath, at flagpole, in front of boat club

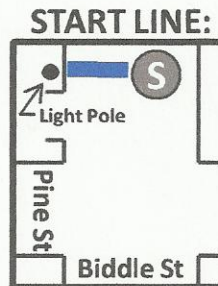
Turn Points:

Biddle Ave #1: West edge of center lane, 14ft 4in south of light pole at southeast corner of Mulberry.

Biddle Ave #2: East edge of center turn lane, 14ft 4in south of light pole at southeast corner of Mulberry St.

Hospital Lot #1: 2nd aisle, 60ft 4in west, 18ft 6in north of lightpole #59.

Hospital Lot #2: 4th aisle, 60ft 4in west, 77ft 9in south of lightpole #59.



LANE RESTRICTIONS:

- Northbound Biddle: Keep left of center turn lane.
- Southbound Biddle: Far left lane only

MAP NOT TO SCALE



Course Measurement completed by:
Joe Baldwin